


Dual Rise User Guide

Pull and retract

Dual Rise features two separate chains, one to raise and one to lower. This makes Dual Rise totally unique and inherently child safe as there are no hazardous loops to begin with. Along side this there is also no need for a chain breakaway device or the need to fix your chain to the wall.

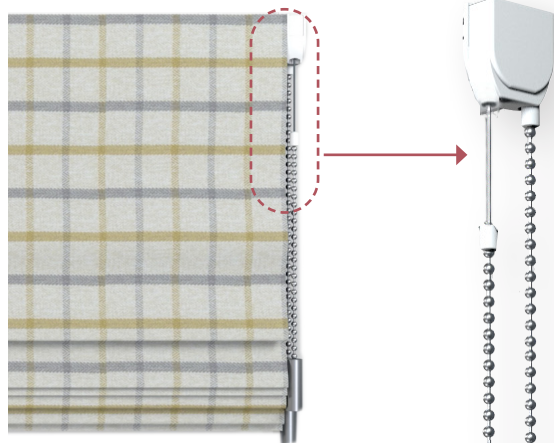
With a series of short pulls to the chain or wand the unique function of Dual Rise means each time you pull down, the cord either raises or lowers the blind then retracts back into the headrail



Watch Dual Rise in action
on our  YouTube channel

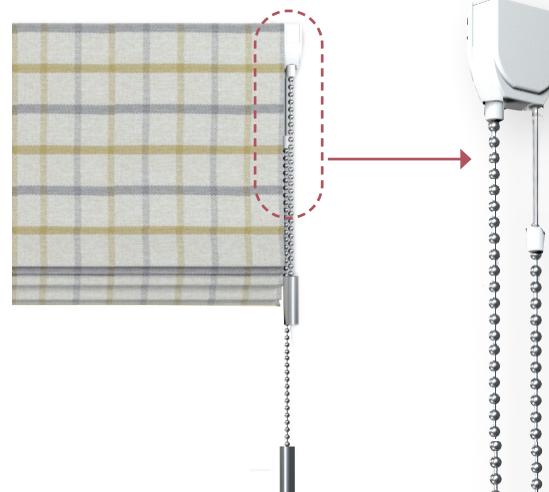


Raising your blind



Gently pull the **front chain** down then allow the cord or retract back into the headrail ensuring you hold onto the cord pull, do this with a series of pulls until you've raised your blind to your chosen position.

Lowering your blind



Gently pull the **rear chain** down then allow the cord or retract back into the headrail ensuring you hold onto the cord pull, do this with a series of pulls until you've raised your blind to your chosen position.